

YOUR *Intentional* FAMILY



Homeschool Planning Guide

by Leigh Ann Dutton

TABLE OF CONTENTS

I. LOOKING BACK	6
II. GAINING CLARITY	8
Individual Child Assessment	10
Sibling Assessment	12
Interview Your Husband	14
Interview Your Child	15
III. PULLING IT ALL TOGETHER	18
Setting Your Priorities	19
Wrapping it Up	20
Checklist for the Next Steps	21
Year-at-a-Glance	22
Course of Study	25
Curriculum Evaluation	26
Mid-Year Check-Ins	27
IV. PRINTABLES	28

Looking Back

Use the questions below to evaluate your previous homeschool year. It's tempting to jump right into planning for next year, but don't skip this step. Reflect slowly, so you can make intentional choices for next year.

List 3 words to describe your previous homeschool year.

1

2

3

*Now, go back and let your husband (if you're married) and your children do the same thing. Record their answers in the space to the right.

Family responses:

List below what worked for you last school year.

*What went well? How did you grow as a home educator?
How did your children grow?*

List below what did not work for you last school year. *What did not go well? In what areas do you need to improve as a home educator? What do your children need more help with?*

Based on what you learned, what will you do differently this year? What will you continue to do?

Looking Back

Continue using the following questions to evaluate your previous homeschool year.

List below ways you saw God move in your family's life during the previous homeschool year. *What prayer requests were answered? Have you acknowledged those answered prayers and thanked God for them? Take some time to do that now.*

What are your favorite memories from the previous homeschool year?

Any memories you hope to make next year?

Who do you need to thank? *Are there people who really blessed you this last school year? List them below. Then, do something to thank them.*

What else do you need to think about? *Is there anything else running through your mind that you don't want to forget about from the previous homeschool year? Write those thoughts below.*

Individual Child Assessment

To continue your individual child assessment of each child, answer the following questions. Print one sheet per child.

What worked well for this child last year?

What didn't work well for this child last year?

What needs to change in the upcoming school year?

What do we need to focus on **most** this upcoming year?

By the end of the upcoming school year, what do you most hope this child will:

Read

Do

Help

Grow

Interview Your Husband

The following questions are going to continue helping you gain clarity on the previous year of homeschooling, as well as shed some light on where you are going. Your husband is an invaluable resource to you as a homeschooling mom (even if he's not all that involved in the day-to-day). Taking time to ask the following questions and gather his input will help clarify the previous school year as well as your path forward.

How do you think this homeschool year went overall? *What three words would you use to describe this homeschool year? Add his words to your "Looking Back" page.*

On a scale from 1-5, with 5 being excellent, how was my mood toward homeschooling the children this year?

1 2 3 4 5

On a scale from 1-5, with 5 being very loved, how loved do you feel by me right now?

1 2 3 4 5

On a scale from 1-5, with 5 being very loved, how loved do you feel by me during the school year?

1 2 3 4 5

What is one thing you wish I would start doing?

What is one thing you wish I would stop doing?

What else do you want me to know about our relationship?

What would you most like our children to learn this year?

Are there any subjects or skills you would like to teach our children this year?

Is there anything you would add or take away from my assessments of each of our children?

Is there anything you would add or take away from my assessments of our children's sibling relationships?

Is there anything else you want me to know as I plan our homeschool year?

Interview Your Child

The following questions are going to continue helping you gain clarity on the previous year of homeschooling, as well as shed some light on where you are going. Be sure to keep an open mind and try not to take offense to whatever answers your child gives. Make sure your child knows he/she is FREE to answer the questions honestly. Print one for each child.

What opportunities do you feel are available to you that you would like to explore? Is there anything you wish you could do in order to explore your interests further?

What challenges do you feel you need to overcome? Are there character issues, educational challenges, etc. that you want me to help you with this year?

What else do you want me to know? Anything else you hope I consider in our upcoming school year?

Setting Your Priorities

It's time to set your intentions for this coming school year. **Be clear about your priorities**, and then **stick to them** as you choose your curriculum and fill in your calendar this next school year.

My top priorities this year:

1

2

3

What I'm saying, "Yes!" to this year:

What I'm saying, "No!" to this year:

I want to keep these priorities because:

Year-at-a-Glance

July

WEEK	S	M	T	W	R	F	S

August

WEEK	S	M	T	W	R	F	S

September

WEEK	S	M	T	W	R	F	S

October

WEEK	S	M	T	W	R	F	S

November

WEEK	S	M	T	W	R	F	S

December

WEEK	S	M	T	W	R	F	S

January

WEEK	S	M	T	W	R	F	S

February

WEEK	S	M	T	W	R	F	S

March

WEEK	S	M	T	W	R	F	S

April

WEEK	S	M	T	W	R	F	S

May

WEEK	S	M	T	W	R	F	S

June

WEEK	S	M	T	W	R	F	S

Year-at-a-Glance

August

WEEK S M T W R F S

WEEK	S	M	T	W	R	F	S

September

WEEK S M T W R F S

WEEK	S	M	T	W	R	F	S

October

WEEK S M T W R F S

WEEK	S	M	T	W	R	F	S

November

WEEK S M T W R F S

WEEK	S	M	T	W	R	F	S

December

WEEK S M T W R F S

WEEK	S	M	T	W	R	F	S

January

WEEK S M T W R F S

WEEK	S	M	T	W	R	F	S

February

WEEK S M T W R F S

WEEK	S	M	T	W	R	F	S

March

WEEK S M T W R F S

WEEK	S	M	T	W	R	F	S

April

WEEK S M T W R F S

WEEK	S	M	T	W	R	F	S

May

WEEK S M T W R F S

WEEK	S	M	T	W	R	F	S

June

WEEK S M T W R F S

WEEK	S	M	T	W	R	F	S

July

WEEK S M T W R F S

WEEK	S	M	T	W	R	F	S

Course of Study

MATH

SCIENCE

READING

WRITING

SPELLING

GRAMMAR





HISTORY & GEOGRAPHY

FOREIGN LANGUAGE

ART & MUSIC

EXTRACURRICULARS

Course of Study



WEEKLY CHECKLIST: _____

WEEK #: _____

DATES: _____ TO _____

SUBJECT	MONDAY	TUESDAY	WEDNESDAY	THURSDAY	FRIDAY
	<input type="checkbox"/>	<input type="checkbox"/>	<input type="checkbox"/>	<input type="checkbox"/>	<input type="checkbox"/>
	<input type="checkbox"/>	<input type="checkbox"/>	<input type="checkbox"/>	<input type="checkbox"/>	<input type="checkbox"/>
	<input type="checkbox"/>	<input type="checkbox"/>	<input type="checkbox"/>	<input type="checkbox"/>	<input type="checkbox"/>
	<input type="checkbox"/>	<input type="checkbox"/>	<input type="checkbox"/>	<input type="checkbox"/>	<input type="checkbox"/>
	<input type="checkbox"/>	<input type="checkbox"/>	<input type="checkbox"/>	<input type="checkbox"/>	<input type="checkbox"/>
	<input type="checkbox"/>	<input type="checkbox"/>	<input type="checkbox"/>	<input type="checkbox"/>	<input type="checkbox"/>
	<input type="checkbox"/>	<input type="checkbox"/>	<input type="checkbox"/>	<input type="checkbox"/>	<input type="checkbox"/>
	<input type="checkbox"/>	<input type="checkbox"/>	<input type="checkbox"/>	<input type="checkbox"/>	<input type="checkbox"/>
	<input type="checkbox"/>	<input type="checkbox"/>	<input type="checkbox"/>	<input type="checkbox"/>	<input type="checkbox"/>
	<input type="checkbox"/>	<input type="checkbox"/>	<input type="checkbox"/>	<input type="checkbox"/>	<input type="checkbox"/>
	<input type="checkbox"/>	<input type="checkbox"/>	<input type="checkbox"/>	<input type="checkbox"/>	<input type="checkbox"/>

NOTES:

SCHOOL YEAR: -